



AEROSPACE AND PRECISION WIRE STRIPPING







INTRODUCTION

Wire Stripping Basics.....	4
Aerospace Grade Tools.....	5

OMEGA STRIPMASTER®

Omega Stripmaster®.....	6-7
Blades and Spare Parts.....	7
Wire Application Guide.....	7, 8

CUSTOM STRIPMASTER® /CUSTOM STRIPMASTER® LITE

Custom Stripmaster® Wire Stripper.....	9-10
Spare Parts and Accessories.....	11
Applications.....	12
Custom Stripmaster® Lite Wire Stripper.....	13
Spare Parts and Accessories.....	14
Applications.....	15

ERGO-ELITE STRIPMASTER®

Ergo-Elite Stripmaster®.....	16-17
Spare Parts and Accessories.....	18
Applications.....	18

CALIBRATION PROCEDURE/MAINTENANCE KIT

Calibration Procedure.....	20
Maintenance Kit.....	22

PNEUMATIC WIRE STRIPPING MACHINES

Stripmaster® Model 45-950 & 954.....	23-24
Pneumatic Wire Strippers.....	25

RINGER SHIELDED CABLE STRIPPERS

Ringers™.....	26-27
Applications.....	28
Blades and Accessories.....	28

STRIPMASTER® /STRIPMASTER® LITE

Stripmaster®.....	29-30
Blades, Spare Parts and Accessories.....	30
Stripmaster® Lite.....	31
Blades, Spare Parts and Accessories.....	31

WIRE CUTTERS/OTHER TOOLS

V-Notch Cutter.....	33
T®-Cutter Lite.....	33
T®-Cutter.....	33
Data T®-Cutter.....	33
MiniLite-Strip™ Optical Fiber Stripper.....	34
Reflex™ Premium T®-Stripper Wire Stripper.....	34
T®-Stripper Wire Stripper.....	34
Adjustable Blade Stripper.....	34
IDEAL Gripper™ Slug Remover.....	34

FREE WIRE ANALYSIS

Free Wire Analysis.....	35
-------------------------	----

WIRE STRIPPING BASICS

There are two basic levels of wire stripping:

- **Aerospace Grade High Precision Wire Stripping**
- **Precision Wire Stripping**

Aerospace Grade High Precision wire stripping is employed where extreme reliability and critical tolerances must be achieved: airplanes, helicopters, satellites, launchers, guidance and communications systems are just some examples of applications where high precision wire stripping is required. In many cases, the aerospace military standard is called for and meeting that standard is rigidly enforced.

Tools of such grade have gripper pads of different thickness and surface type, to hold the wire insulation without damaging it, and have counter bored, either die type or razor type blades.

'A common misconception is that two wires with the same gauge will have identical measurements.'


Wire dimensions affect stripping requirements. A variety of factors determine just how precisely a wire can be stripped, including gauge, insulation type and concentricity.

Wire conductor diameters can differ just as insulation thicknesses vary. Both factors are important when selecting the proper blades, wire stripper and stripping method of specific applications.

Precision Wire Stripping is used in the manufacturing of rolling stock, automotive, marine harnesses etc.

This requires wire strips that assure product reliability and are obtained at a relatively low cost. Tools of such grade have knife type blades

For each type of wire stripping and production requirement, the best tool and/or method to get the job done right must be determined, and **IDEAL INDUSTRIES** is here to assist with free wire analysis.



The type of wire to be stripped and the type of stripping required, non-precision or precision, will help determine the stripping tool and/or method to be employed for optimum results.

For that reason, **IDEAL INDUSTRIES** offers the widest variety of blades, each one specifically designed for achieving the best strip.

CHECK OUT OUR FREE WIRE ANALYSIS SERVICE ON PAGE 35

AEROSPACE GRADE TOOLS



Every aspect of the aerospace industry demands precision and accuracy, including wire processing - IDEAL Industries' area of expertise.

'Working with both wire manufacturers and aerospace engineers, we develop unique blades with tight tolerances that strip wire accurately and dependably.'

How Aerospace grade tools work:

Gripper pads hold the wire securely in a center line relationship with the blade.


Precision counter bored die type blades:

Die type blades incorporate a counter bored hole sized to the insulation and an inner cutting hole sized to the conductor. This varies depending on insulation type and thickness.



Precision counter bored razor type blades:

Razor type blades are made of a precision cut razor blade forming the cutting holes and a separate blade holder with built-in wire guide and counter bore. This varies depending on insulation type and thickness.



OMEGA STRIPMASTER®



OMEGA STRIPMASTER® WIRE STRIPPER

The Omega Stripmaster® Wire Stripper is capable of reaching into tight spaces.



Adjustable wire stop for precision strip lengths

Blades sold separately



Cushioned comfort grip

Adjustable transparent wire stop sold separately


OMEGA STRIPMASTER®

BLADES

- HA series die type blades help provide proper alignment and the same high precision strip quality as Custom Stripmaster®
- Blades sold separately
- Single gauge high precision blades available for use with Mil-Spec wire
- Submit wire samples to determine the proper precision blade for application
- Custom made blades can be designed and manufactured - contact IDEAL for further details
- 90-day warranty on tools and blades



PARTS & ACCESSORIES



Description	Cat. No.
Omega Stripmaster® Wire Stripper	65-0150
Black handle sleeve	KB-1036
Wire guide	LB-3136
Fixed length wire stop*	LB-3137
Adjustable transparent wire stop	L-5270

* For custom fixed length wire stops, please contact IDEAL.

WIRE APPLICATION GUIDE

Wire	AWG	Blade
Quadrax	24	HA-2223
	24	HA-2408
AD	16	HA-1603
	18	HA-1812
	20	HA-2022
	22	HA-2223
	24	HA-2412
	26	HA-2608

Wire	AWG	Blade
DR	16	HA-1603
	18	HA-1812
	20	HA-2022
	22	HA-2223
	24	HA-2412
	26	HA-2608

Contact IDEAL for more comprehensive wire and blade configurations.

We recommend that nuts are fastened to 0.55-0.80 Nm (5-7 lbs) when blades are installed.

Description	Dimensions in in.	Weight in lbs.
Tool	5.4 x 3.3 x 4.7	0.21
Packaging	7.6 x 2.9 x 1.5	0.28



WIRE APPLICATION GUIDE

OMEGA STRIPMASTER®

Wire Specification	AWG	Blade
AEP System 2112	18	HA-1803
	20	HA-2003
	22	HA-2203
	24	HA-2403
	26	HA-2603
AD	16	HA-1603
	18	HA-1812
	20	HA-2022
	22	HA-2223
	24	HA-2412
AK	26	HA-2608
	18	HA-1809
	20	HA-2009
	22	HA-2209
	24	HA-2409
AKA	26	HA-2609
	18	HA-1800
	20	HA-2000
	22	HA-2200
	24	HA-2400
AKB	26	HA-2600
	18	HA-1800
	20	HA-2000
	22	HA-2200
	24	HA-2400
BE	26	HA-2600
	18	HA-1800
	20	HA-2000
	22	HA-2200
	24	HA-2400
BF	26	HA-2600
	18	HA-1810
	20	HA-2010
	22	HA-2210
	24	HA-2411
BMS 13-48 TYPES 10-14, 27, 28,31, 32,35, 36 (8mil Wall Thickness)	18	HA-1804
	20	HA-2004
	22	HA-2204
	24	HA-2404
	26	HA-2604
BMS 13-48 TYPES 1-7, 25, 26,30 (6mil Wall Thickness)	18	HA-1807
	20	HA-2007
	22	HA-2207
	24	HA-2407
	26	HA-2607
BMS 13-48 TYPES 8, 9, 15, 23, 24 (10mil Wall Thickness)	18	HA-1803
	20	HA-2003
	22	HA-2203
	24	HA-2403
	26	HA-2603
BMS 13-60 TYPE 1-6, 19-21, 23-27, 33-34	18	HA-1812
	20	HA-2012
	22	HA-2212
	24	HA-2412
	26	HA-2612
BMS 13-60 TYPE 7-12	18	HA-1813
	20	HA-2013
	22	HA-2213
	24	HA-2413
	26	HA-2613

Wire Specification	AWG	Blade
CF	18	HA-1810
	20	HA-2010
	22	HA-2210
	24	HA-2411
	26	HA-2610
DE	18	HA-1800
	20	HA-2000
	22	HA-2200
	24	HA-2400
	26	HA-2600
DK	18	HA-1810
	20	HA-2010
	22	HA-2210
	24	HA-2411
	26	HA-2610
DR	16	HA-1603
	18	HA-1812
	20	HA-2022
	22	HA-2223
	24	HA-2412
MIL-W-16878/5	26	HA-2608
	18	HA-1801
	20	HA-2001
	22	HA-2201
	24	HA-2401
MIL-W-22759/11/12/22/23	26	HA-2601
	18	HA-1802
	20	HA-2002
	22	HA-2202
	24	HA-2402
MIL-W-22759/16/17	26	HA-2602
	18	HA-1803
	20	HA-2003
	22	HA-2203
	24	HA-2403
MIL-W-22759/18/19	26	HA-2603
	18	HA-1804
	20	HA-2004
	22	HA-2204
	24	HA-2404
MIL-W-22759/32/33/44/45/46	26	HA-2603
	18	HA-1803
	20	HA-2003
	22	HA-2203
	24	HA-2403
MIL-W-22759/34/35/41/42/43	26	HA-2603
	18	HA-1803
	20	HA-2003
	22	HA-2203
	24	HA-2403
MIL-W-22759/83/84/85/86/87/88/89/90	26	HA-2603
	18	HA-1803
	20	HA-2003
	22	HA-2203
	24	HA-2403
MIL-W-5086/1/7	28	HA-2802
	30	HA-3002
	18	HA-1812
	20	HA-2012
	22	HA-2212
	24	HA-2412
	26	HA-2612
	18	HA-1800
	20	HA-2000
	22	HA-2200
	24	HA-2400
	26	HA-2600



Wire Specification	AWG	Blade
MIL-W-81044/11/12/13	18	HA-1803
	20	HA-2003
	22	HA-2203
	24	HA-2403
	26	HA-2603
MIL-W-81044/16/17	28	HA-2802
	30	HA-3002
	18	HA-1805
	20	HA-2005
	22	HA-2205
MIL-W-81044/8/9/10	24	HA-2401
	26	HA-2601
	28	HA-2801
	30	HA-3001
	18	HA-1807
MIL-W-81381/1/2/6/7/8/9/10/17/21	20	HA-2007
	22	HA-2207
	24	HA-2407
	26	HA-2607
	28	HA-2802
MIL-W-81381/11/12/13/14/22	30	HA-3002
	18	HA-1804
	20	HA-2004
	22	HA-2204
	24	HA-2404
MIL-W-81381/17/21	26	HA-2604
	28	HA-2802
	30	HA-3002
	18	HA-1806
	20	HA-2006
MIL-W-81381/18/19/20	22	HA-2206
	24	HA-2406
	26	HA-2606
	18	HA-1807
	20	HA-2007
MIL-W-81381/3/4	22	HA-2207
	24	HA-2407
	26	HA-2607
	28	HA-2801
	30	HA-3001
MIL-W-85485/5/6/7/8	20	HA-2011
	22	HA-2211
	18	HA-1805
	20	HA-2005
	22	HA-2205
MIL-W-85485/9/10	24	HA-2405
	26	HA-2605
	28	HA-2802
	18	HA-1810
	20	HA-2010
PAN 6411 DP 002 to 012	22	HA-2210
	24	HA-2411
	18	HA-1800
	20	HA-2000
	22	HA-2200
PAN 6429 BE 002 to 006	24	HA-2400

CHARTS ARE INFORMATIONAL ONLY
PLEASE CONSULT IDEAL FOR APPLICATION REFERENCES
 A PARTICULAR CAT. NO. MAY WORK ON MULTIPLE APPLICATIONS NOT LISTED IN THE CHART ABOVE.



**CUSTOM STRIPMASTER®
WIRE STRIPPERS**

**CUSTOM STRIPMASTER®
LITE WIRE STRIPPERS**

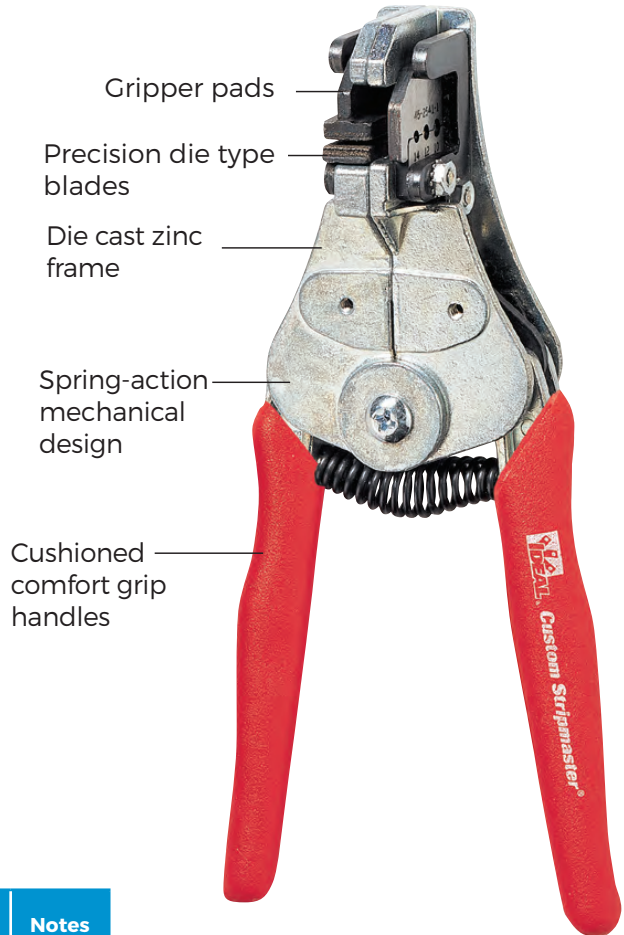





CUSTOM STRIPMASTER® WIRE STRIPPERS

The Custom Stripmaster® Wire Stripper is the industry standard in hand held, precision wire stripping. It provides fast, accurate wire stripping with its one step, squeeze action stripping and unique precision blade design. This light-weight wire stripper made from sturdy die cast zinc, is designed for maximum mobility and high productivity in all types of precision and Aerospace grade high precision stripping applications.

- Meets SAE-AS5768 standards
- Strips 30 - 10 AWG solid or stranded wire
- Mil-spec die type blades allow precision stripping
- Inner cutting hole sized to conductor and counter bored holes sized to insulation
- 90 day warranty
- Replaceable grippers
- Optional short stop-latch and transparent wire stop
- Engineering service and made-to-order blades available



Main Application	AWG	Complete Tool Cat. No.	Spare Blade Cat. No.	Notes
AD	10-14	45-2825-9	45-2825-1	‡
	16-26	45-2824-9	45-2824-1	‡
CF	12-14	45-1774	45-1774-1	
	18-24	45-1773	45-1773-1	
DM	10-14	45-1939	45-1939-1	
	16-22	45-2811	45-2811-1	
DR	10-14	45-2835	45-2825-1	*
	16-26	45-2829	45-2828-1	**
TL	10-14	45-2541	45-2541-1	
	16-24	45-2543	45-2543-1	
TL PLUS	16-26	45-2564	45-2564-1	
Mil-W-81044, 88A081X-Poly X	10-14	45-1611	45-1611-1	
	16-26	45-1610	45-1610-1	

CHARTS ARE INFORMATIONAL ONLY
PLEASE CONSULT IDEAL FOR APPLICATION REFERENCES
 A PARTICULAR CAT. NO. MAY WORK ON MULTIPLE APPLICATIONS NOT LISTED IN THE CHART TO THE LEFT.

‡: purple handle; includes wire stop specific for AD wires
 †: green handle
 **: green handle; improved quality alternative to 45-2834 (blade 45-2824-1)
 The 45-17xM series contain a metric stud that holds the wire guides/blades in place - blades are AWG marked. Metric sizes are available for information purposes only.

Description	Dimensions in in.	Weight in lbs.
Tool	6.7 x 4.9 x 4.5	0.8
Packaging	7.6 x 2.9 x 1.5	0.9

CUSTOM STRIPMASTER®

SPARES & ACCESSORIES

REPLACEMENT GRIPPER PADS

Surface Type	AWG	Complete Set * Cat. No.	Stationary Pad Cat. No.	Movable Pad Cat. No.
Grit **	10-14	LB-197	LB-5215	LB-5212
	16-30	LB-198	LB-5217	
File ‡	10-14	LB-721	LB-719	LB-718
	16-30	LB-722	LB-720	
Parallel	10-14	LB-730	LB-728	LB-727
	16-30	LB-731	LB-729	

* Gripper Set includes one stationary gripper and one movable gripper

** Grit pads are standard for most Custom Stripmaster®

‡ These are for use on hard-to-grip surfaces

Notes: † - gripper pad selection depends on insulation type and user preference

† - for 10-14AWG use 0.129" (3.3mm) stationary, for 16-30AWG use 0.156" (4mm)

REPLACEMENT FRAME ASSEMBLIES

Standard Frame Assemblies (with Grit gripper set)		AWG	Cat. No.
Custom Stripmaster®	Frame only	10-14	L-5616
		16-30	L-5617
	Frame only + Wire Stop + Short Stop Latch	10-14	L-5618
		16-30	L-5619
	Frame only + Internal Spring *	10-14	L-9039
		16-30	L-9038
Custom Steel Stripmaster®	Frame only	10-14	LB-1091
		16-30	LB-1092
	Frame only + Internal Spring *	10-14	LB-1090
		16-30	LB-1089

Frames with internal springs allow additional blade penetration pressure for difficult and multi-layered insulation types.

Special Frame Assemblies		Cat. No.
Custom Steel Stripmaster®	Frame only, no grippers, black sleeve, metric nuts and studs	45-2575

OTHER ACCESSORIES

Description	Cat. No.
Short stop latch for Custom Stripmaster®	L-5269
Adjustable transparent wire stop for Custom Stripmaster®	L-5270
Adjustable transparent wire stop for Metric Custom Stripmaster®	45-2019

REPLACEMENT HAND SLEEVES

Color	Cat. No.
Dark Purple	45-2814-2
Green	45-2834-2



Short-stop latch protects wire strands by limiting the stripping stroke to **4 mm** (5/32") and retains the slug until the wire is ready for termination



Transparent wire stop provides uniform stripping length



WIRE APPLICATION GUIDE

CUSTOM STRIPMATER®

Wire Specification	AWG	Complete Tool	Blade
5 MDI AIRFRAME TYPE A&B	10-14	45-2691	45-2691-1
5 MDI HOOK-UP TYPE C	10-14	45-2694	45-2694-1
AD	10-14	45-2825-9	45-2825-1
	16-26	45-2824-9	45-2824-1
AEP System 2112	16-26	45-1987	45-1987-1
AK	16-26	45-1513	45-1513-1
AKA	10-14	45-1608	45-1608-1
	10-14	45-170	L-5210
	16-26	45-1654	L-5211
	16-26	45-171	45-1654-1
AKB	10-14	45-1608	45-1608-1
	10-14	45-170	L-5210
	16-26	45-1654	L-5211
	16-26	45-171	45-1654-1
BE	10-14	45-170	L-5210
	16-26	45-171	L-5211
BF	10-14	45-1939	45-1939-1
	12-14	45-1774	45-1774-1
	16-24	45-1773	45-1773-1
BMS 13-48 TYPES 10-14, 27, 28.31, 32.35, 36 (8mil Wall Thickness)	10-14	45-1611	45-1611-1
	10-14	45-2500	45-2500-1
	16-26	45-1654	45-1654-1
BMS 13-48 TYPES 1-7, 25, 26.30 (6mil Wall Thickness)	10-14	45-2500	45-2500-1
	16-26	45-1551	45-1551-1
BMS 13-48 TYPES 8, 9, 15, 23, 24 (10mil Wall Thickness)	10-14	45-1611	45-1611-1
	10-14	45-2500	45-2500-1
	16-26	45-1987	45-1987-1
BMS 13-60 TYPE 12-18, 28-32	10-14	45-2542	45-2542-1
	16-24	45-2544	45-2544-1
	16-24	45-2686	45-2686-1
BMS 13-60 TYPE 1-6, 19-21, 23-27, 33-34	10-14	45-2541	45-2541-1
	16-26	45-2543	45-2543-1
BMS 13-60 TYPE 7-12	10-14	45-2565	45-2565-1
	16-26	45-2564	45-2564-1
	12-14	45-1774	45-1774-1
CF	16-24	45-1773	45-1773-1
	10-14	45-170	L-5210
DE DE	16-26	45-171	L-5211
	10-14	45-1939	45-1939-1
DK DK	12-14	45-1774	45-1774-1
	16-24	45-1773	45-1773-1
DL	10-14	45-1939	45-1939-1
	10-14	45-1939	45-1939-1
DM DM	16-24	45-2811	45-2811-1
	10-14	45-2835	45-2825-1
DR*	16-26	45-2829-9	45-2828-1
	16-24	45-2775	45-2775-1
JN 1007 CH 002 to 012	12-14	45-2776	45-2776-1
MIL-W-16878/4	10-14	45-1611	45-1611-1
MIL-W-16878/5	16-26	45-174	L-5563
MIL-W-22759/11/12/22/23	16-26	45-177	L-5560
	26-30	45-178	L-5561


Wire Specification	AWG	Complete Tool	Blade
MIL-W-22759/16/17	10-14	45-1611	45-1611-1
	16-26	45-1987	45-1987-1
MIL-W-22759/18/19	10-14	45-1608	45-1608-1
	16-26	45-1551	45-1551-1
MIL-W-22759/32/33/44/45/46	16-26	45-1987	45-1987-1
	16-26	45-1654	45-1654-1
	10-14	45-1611	45-1611-1
MIL-W-22759/34/35/41/42/43	10-14	45-2500	45-2500-1
	16-26	45-1987	45-1987-1
	26-30	45-178	L-5561
	10-14	45-2542	45-2542-1
MIL-W-22759/80/81/82/91/92	16-24	45-2544	45-2544-1
	10-14	45-2541	45-2541-1
MIL-W-22759/83/84/85/86/87/88/89/90	16-26	45-2543	45-2543-1
	16-26	45-2618	45-2618-1
	14-22	45-1957	45-1957-1
MIL-W-24640/19/22/23/24	10-14	45-1159	45-1159-1
	16-22	45-1302	45-1302-1
	8-12	45-1192	45-1192-1
MIL-W-5086/1/7	16-26	45-171	L-5211
MIL-W-81044/11/12/13	10-14	45-1611	45-1611-1
	10-14	45-2500	45-2500-1
	16-26	45-1987	45-1987-1
	26-30	45-178	L-5561
MIL-W-81044/16/17	10-14	45-1611	45-1611-1
	16-26	45-1610	45-1610-1
MIL-W-81044/4/5/6	10-14	45-170	L-5210
	10-14	45-173	L-5662
MIL-W-81044/8/9/10	16-26	45-174	L-5563
	26-30	45-175	L-5564
	10-14	45-1609	45-1609-1
MIL-W-81381/1/2/6/7/8/9/10/17/21	16-26	45-1551	45-1551-1
	26-30	45-178	L-5561
	10-14	45-1608	45-1608-1
MIL-W-81381/11/12/13/14/22	16-26	45-1654	45-1654-1
	26-30	45-178	L-5561
	16-26	45-1523	45-1523-1
	16-26	45-1633	45-1633-1
MIL-W-81381/17/21	16-26	45-1672	45-1672-1
	10-14	45-1609	45-1609-1
MIL-W-81381/18/19/20	16-26	45-1551	45-1551-1
	16-26	45-1672	45-1672-1
	26-30	45-175	L-5564
MIL-W-85485/5/6/7/8	10-14	45-1925	45-1925-1
	16-24	45-1924	45-1924-1
MIL-W-85485/9/10	16-26	45-1610	45-1610-1
MIL-W-85485/9/10/11/12	10-14	45-1611	45-1611-1
PAN 6411 DP 002 to 012	16-24	45-2801	45-1773-1
PAN 6411 DP 020 & 030	12-14	45-2802	45-1774-1
PAN 6429 BE 002 to 006	16-24	45-171	L-5211
Raychem 44A021 X, 44/051 X	10-14	45-176	L-5559

* DR wire M22759/192 translates to Cat. No. 45-2824 for 16-26AWG wire and 45-2825 for 10-14AWG wire.

CUSTOM STRIPMASTER® LITE WIRE STRIPPERS

The Custom Stripmaster® Lite Wire Stripper marks the beginning of a new era of light weight, precision wire strippers designed specifically for improved operator comfort. It utilizes the same type of precision die blade construction and features an optional short-stop latch and transparent wire stop. Built of sturdy die cast zinc, this compact stripper weighs 50% less than its full sized counterparts, and will impress you with both its ease of operation and durable performance.

- Meets SAE-AS5768 standards
- Custom Stripmaster® Lite is **3/4 the size** of a Custom Stripmaster® Wire Stripper and strips 16 - 30 AWG solid or stranded wire
- Custom Stripmaster® Lite requires one-third less hand pressure for each strip actuation
- Engineering Service and made-to-order blades available. Contact factory for complete product and blade number listing.
- 90 day warranty
- Outer counter bore hole, sized to insulation while inner-hole cuts insulation without touching the conductor during stripping



- Gripper pads
- Precision die type blades
- Die cast zinc frame
- Spring-action mechanical design
- Cushioned comfort grip handles



**ONLY
0.4 LBS.**

Main Application	AWG	Complete Tool Cat. No.	Spare Blade Cat. No.
Mil-W-16878 E (600V) Teflon	16-22	45-638	LB-918
	18-26	45-2139	45-2139-1
	20-26	45-639	LB-919
	28-30	45-640	LB-920
Mil-W-16878 EE (1000V) Teflon	16-22	45-635	LB-915
	20-26	45-636	LB-916
	24-30	45-637	LB-917
Mil-W-22759/32-46	16-24	45-2133	45-2133-1

CHARTS ARE INFORMATIONAL ONLY

PLEASE CONSULT IDEAL FOR APPLICATION REFERENCES

A PARTICULAR CAT. NO. MAY WORK ON MULTIPLE APPLICATIONS NOT LISTED IN THE CHART TO THE LEFT.

CHECK OUT THE "MAINTENANCE KIT" ON PAGE 22

Description	Dimensions in in.	Weight in lbs.
Tool	5.5 x 4.0 x 1.2	0.4
Packaging	7.6 x 3.0 x 1.5	0.45

CHECK OUT CALIBRATION PROCEDURES ON PAGE 20

CUSTOM STRIPMASTER®



SPARE PARTS & ACCESSORIES

For Custom Stripmaster® Lite Wire Strippers

Surface Type	Gripper Set* Cat. No.	Movable Gripper Cat. No.	Stationary Gripper (Thickness) Cat. No.
Grit**	LB-1188	LB-882	LB-883 (2.77 mm/0.109 in.)
File‡	LB-1189	LB-1184	LB-1185 (2.77 mm/0.109 in.)
Parallel	LB-1190	LB-1186	LB-1187 (2.77 mm/0.109 in.)

* Gripper Set includes one movable gripper, one stationary gripper.
 ** Grit pads are standard for most Custom Stripmaster® and Custom Stripmaster® Lite products.

‡ These are for use on hard-to-grip surfaces. Gripper pad selection depends on insulation type and user preference.
 Note: For 10-14 AWG, use .129 in. stationary gripper. For 16-30 AWG, use .156 in. gripper.

REPLACEMENT FRAME ASSEMBLIES

For Custom Stripmaster® Lite Wire Strippers	Cat. No.
Frame only	LB-895
Frame only, Wire Stop and Short Stop Latch	LB-896


Frames with internal springs allow additional blade penetration pressure for difficult and multi-layered insulation types

REPLACEMENT HAND SLEEVES


Color	Cat. No.
Black	LA-4064

OTHER ACCESSORIES

Description	Cat. No.
Short stop latch for Custom Stripmaster® Lite	LB-1194
Adjustable transparent wire stop for Custom Stripmaster® Lite	LB-1195



Short-stop latch protects wire strands by limiting the stripping stroke to **4 mm** (5/32") and retains the slug until the wire is ready for termination



Transparent wire stop provides uniform stripping length

APPLICATION GUIDE

Wire Specification	AWG	Complete Tool	Blade
5 MDI AIRFRAME TYPE A&B	14-24	45-2685	45-2685-1
5 MDI HOOK-UP TYPE C	16-22	45-2693	45-2693-1
	20-26	45-2692	45-2692-1
AK AK	16-22	45-2128	45-2128-1
	20-26	45-2129	45-2129-1
AKA AKA	16-22	45-632	LB-912
	16-24	45-2132	45-2132-1
AKB AKB	16-22	45-632	LB-912
	16-24	45-2132	45-2132-1
BE	16-22	45-632	LB-912
BF BF	16-22	45-2126	45-2126-1
	20-26	45-2127	45-2127-1
BMS 13-48 TYPES 10-14, 27, 28, 31,32,35, 36 (8mil Wall Thickness)	16-24	45-2132	45-2132-1
BMS 13-48 TYPES 1-7, 25, 26,30 (6mil Wall Thickness)	16-24	45-2612	45-2612-1
BMS 13-48 TYPES 8, 9, 15, 23, 24 (10mil Wall Thickness)	16-24	45-2133	45-2133-1
BMS 13-60 TYPE 13-18, 28-32	16-24	45-2698	45-2698-1
BMS 13-60 TYPE 1-6, 19-21, 23-27, 33-34	16-24	45-2697	45-2697-1
CF CF	16-22	45-2126	45-2126-1
	20-26	45-2127	45-2127-1
DE	16-22	45-632	LB-912
MIL-W-16878/5	16-22	45-635	LB-915
MIL-W-22759/11/12/22/23	16-24	45-2138	45-2138-1
	18-26	45-2139	45-2139-1
	24-30	45-640	LB-920
MIL-W-22759/16/17	16-24	45-2133	45-2133-1
	20-26	45-2118	45-2118-1
MIL-W-22759/18/19	16-24	45-2612	45-2612-1
	20-26	45-2125	45-2125-1
MIL-W-22759/32/33/44/45/46	16-24	45-2133	45-2133-1
	16-24	45-2132	45-2132-1
	20-26	45-2114	45-2114-1
	20-26	45-2118	45-2118-1
MIL-W-22759/34/35/41/42/43	16-24	45-2133	45-2133-1
	20-26	45-2118	45-2118-1
	24-30	45-640	LB-920

Wire Specification	AWG	Complete Tool	Blade
MIL-W-22759/80/81/82/91/92	16-22	45-2693	45-2693-1
	20-26	45-2692	45-2692-1
MIL-W-22759/83/84/85/86/87/88/89/90	16-24	45-2685	45-2685-1
MIL-W-5086/1/7	24-30	45-634	LB-914
MIL-W-81044/11/12/13	16-24	45-2133	45-2133-1
	20-26	45-2118	45-2118-1
	24-30	45-640	LB-920
MIL-W-81044/16/17	16-24	45-2131	45-2131-1
	20-26	45-2112	45-2112-1
MIL-W-81044/4/5/6	16-22	45-632	LB-912
	20-26	45-633	LB-913
MIL-W-81044/8/9/10	16-22	45-635	LB-915
	20-26	45-636	LB-916
	24-30	45-637	LB-917
MIL-W-81381/1/2/6/7/8/9/10/17/21	16-24	45-2612	45-2612-1
	20-26	45-2125	45-2125-1
	24-30	45-640	LB-920
MIL-W-81381/11/12/13/14/22	16-24	45-2132	45-2132-1
	20-26	45-2114	45-2114-1
	24-30	45-640	LB-920
MIL-W-81381/17/21	16-24	45-2121	45-2121-1
	20-26	45-2120	45-2120-1
MIL-W-81381/18/19/20	16-24	45-2612	45-2612-1
	20-26	45-2125	45-2125-1
MIL-W-81381/3/4	24-30	45-637	LB-917
MIL-W-85485/9/10	16-24	45-2131	45-2131-1
PAN 6411 DP 002 to 012	16-22	45-2126	45-2126-1
	20-26	45-2127	45-2127-1
PAN 6429 BE 002 to 006	16-22	45-632	LB-912

CHARTS ARE INFORMATIONAL ONLY
PLEASE CONSULT IDEAL FOR APPLICATION REFERENCES
 A PARTICULAR CAT. NO. MAY WORK ON MULTIPLE APPLICATIONS NOT LISTED IN THE CHART ABOVE.

ERGO-ELITE STRIPMASTER® WIRE STRIPPER





ERGO-ELITE STRIPMASTER® WIRE STRIPPER

IDEAL has set the aviation industry's standard in hand held, precision wire stripping for over 70 years. IDEAL is known for its innovative one step squeeze action stripper and patented blade design.

The Ergo-Elite Stripmaster® Wire Stripper offers the latest light weight, ergonomically engineered wire stripper for the aerospace industry. The tilted wire stripping head in this sleek 147 g / 5 oz. design provides better leverage and clear view for wire positioning. The advanced jaw position ensures a quality strip on a wide range of wire gauges while eliminating potential scraping of the inner conductor and leaving a squared finish.



Tilted strip head assembly for ergonomic use

One size only, universal wire gripping pad covers wire ranges from 10-26 AWG

Ergonomic frame design greatly reduces risk of repetitive motion disorders

Small handle span for better overall balance and control

Advanced blade design acts as a wire guide system, resulting in consistent quality strips

Blade compartment door swivels for quick blade change-over reducing down time and increasing productivity

Comfort grip handles designed to give better leverage and reduce pressure point distress

**ONLY
0.3 LBS.**

90-day warranty on tool & blades.


CHARTS ARE INFORMATIONAL ONLY
PLEASE CONSULT IDEAL FOR APPLICATION REFERENCES
A PARTICULAR CAT. NO. MAY WORK ON MULTIPLE APPLICATIONS NOT LISTED IN THE CHARTS TO THE LEFT.

ERGO-ELITE STRIPMASTER®



SPARES & ACCESSORIES

Description	Cat. No.
Frame only	LB-4617
Frame only with grit gripper pad set	LB-4618
Frame only with parallel gripper pad set	LB-4619
Grit gripper set	LB-4620
Parallel gripper set	LB-4621
Wire stop	LB-1904



Grit pad

Parallel pad

APPLICATION GUIDE

Wire Specification	AWG	Complete Tool	Blade
AEP System 2112	16-24	55-2903	55-2903-1
BF	16-26	55-1773	55-1773-1
BMS 13-48 TYPES 10-14, 27,28,31, 32,35, 36 (8mil Wall Thickness)	16-26	55-1987	55-1987-1
BMS 13-48 TYPES 1-7, 25, 26,30 (6mil Wall Thickness)	16-26	55-1987	55-1987-1
BMS 13-48 TYPES 8, 9, 15, 23, 24 (10mil Wall Thickness)	16-26	55-1987	55-1987-1
BMS 13-60 TYPE 1-6, 19-21, 23-27, 33-34	16-24	55-2543	55-2543-1
BMS 13-60 TYPE 7-12	16-26	55-2564	55-2564-1
BMS 13-78	16-22	55-2933	55-2933-1
BMS 13-80	22-26	55-2934	55-2934-1
CF	16-26	55-1773	55-1773-1
DK	16-26	55-1773	55-1773-1
DL	16-22	55-2905	55-2905-1

Wire Specification	AWG	Complete Tool	Blade
JN 1007 CH 002 to 012	16-24	55-2775	55-2775-1
MIL-W-22759/11/12/22/23	16-26	55-5560	55-5560-1
MIL-W-22759/16/17	16-26	55-1987	55-1987-1
MIL-W-22759/32/33/44/45/46	16-26	55-1987	55-1987-1
MIL-W-22759/34/35/41/42/43	16-26	55-1987	55-1987-1
MIL-W-22759/7/8	16-22	55-1500	55-1500-1
MIL-W-22759/80/81/82/91/92	16-26	55-2693	55-2693-1
MIL-W-22759/83/84/85/86/87/88/89/90	16-26	55-2685	55-2685-1
MIL-W-25038/3	16-22	55-2901	55-2901-1
MIL-W-81044/11/12/13	16-26	55-1987	55-1987-1
MIL-W-81044/8/9/10	16-22	55-2901	55-2901-1
MIL-W-81381/17/21	16-26	55-1633	55-1633-1
PAN 6420 YR 004 to 006	16-24	55-2903	55-2903-1
PAN 6588TW002	16-24	55-2775	55-2775-1


**CHECK OUT THE
"MAINTENANCE KIT"
ON PAGE 22**

Description	Dimensions in in.	Weight in lbs.
Tool	5.9 x 4.6 x 1.5	0.3
Packaging	7.6 x 3.3 x 2.2	0.3



CALIBRATION PROCEDURES

For Custom Stripmaster® and Custom Stripmaster® Lite Wire Strippers plus Stripmaster® and Stripmaster® Lite



Step 1

Dismount the blades, then place the lower stationary blade half over the blade mounting studs.



Step 2

The blade dogleg should be attached first then depressed to seat itself. Slightly depress blade handle to allow the blade to be properly seated. Insert the dogleg of the upper movable blade into the locating slot of the side latch.



Step 3

Position the blade retaining plate over the mounting studs. Install split lock washers and hex nuts onto the mounting studs. Do not tighten hex nuts at this time.



Step 4

First, position the lower blade half cutting surface in line with the lower gripper pad surface by slightly depressing the gripper handle. Depress both handles just enough to allow the top and bottom blade surfaces to meet. (DO NOT exert too much pressure on the handles could force the bottom blade out of

alignment.) Now tighten the hex nuts to a maximum torque value of 10 in. lbs./1.13 newton meter.



Step 5

Visually check the upper and lower blade alignment by depressing the blade handle only until the blade surfaces make contact. Leaving the gripper pads in

the open position, look at the blade cutting holes and mating surface between holes. This is most effectively accomplished with a light source behind the stripper. Look for light in cracks between the cutting holes. If light can be seen in these areas, inspect the blades' mating surfaces for debris or imperfections. Clean the blades and check for light "leaks" again. If the blades have debris or imperfections, set-up was not correctly performed. In this case, repeat the set up procedures.

Step 6

The final checking procedure to confirm proper blade set-up and calibration is to perform a series of strips on wire samples for which the blades were designed. In doing so, be sure the one step stripping action is smooth with positive slug removal. During the stripping process check that the wire does not slip in the grippers and that the wire is not excessively bent by the gripper pads. Finally, closely inspect the stripped wire to be certain there are no nicks, scrapes or other defects in the conductor. Should any of the above occur, repeat the blade set-up and calibration procedures. Also, be certain that the sample wire is indeed correctly matched with the cutting blades used. Refer to the blade reference charts for blade selection guidelines.

Optical Comparator

Some customers will have access to an optical comparator which can assist in determining proper blade alignment. In this case, light is used to project blade gap onto a screen. A template affixed to the screen verifies blade hole size and position. A fixture should be used for repeat comparisons. This fixture blocks the moveable blade into the stationary blade.

Caution: Never plug or mechanically gauge blade holes as this could result in damage to the blade. With the cutting blades properly set up and calibrated, the Custom Stripmaster® and Standard Stripmaster® Wire Strippers provide automatic, repeatable and superior quality wire stripping in a wide variety of production applications. Quality control and efficiency are assured.





MAINTENANCE KIT

The IDEAL Maintenance Kit has been specifically designed for periodic maintenance of the following IDEAL hand tools:

- Omega Stripmaster®
- Custom Stripmaster®
- Custom Stripmaster® Lite
- Ergo-Elite Stripmaster®
- Stripmaster®
- Stripmaster® Lite

The IDEAL Maintenance Kit provides all the tools required to ensure the reliability of your tools to grant continuous high quality stripping operations:

Daily procedure:

- Check all fasteners are properly tightened with torque screwdriver to specified torque
- Clean upper and lower gripper pads with brush
- Strip, test and check quality with loop

Kit includes the most common spare parts such as nuts, springs, screws, sleeves, etc.

Description	Cat. No.
Maintenance Kit	MAINTKIT



PNEUMATIC WIRE STRIPPING MACHINES





STRIPMASTER® 950 & 954

This electrically operated, pneumatic precision wire stripping unit is engineered to get the job done right every time. It accommodates six different wire sizes without switching tools or blade sets, making it one of the most versatile wire strippers IDEAL offers.

45-950 - Interchangeable wire guide bushings machine

It allows an easier reconfiguration of the machine in case a different scope of work is required. Individual blades and grippers (bushings) can be purchased separately from IDEAL and allow a fast and easy reconfiguration of the machine.

45-954 - A variation of the 950 model and comes with permanent gripper assembly. It is designed for "hard to grip" wires and provides longer gripper life in high production usage.

- Meets AS5768 quality standard
- Pneumatic precision wire stripper automatically strips 30 AWG through 10 AWG solid or stranded wire
- Accommodates six different wire diameters without switching tool or blade sets
- Electronic triggering for easy and accurate strips
- Meets military and commercial wire stripping specifications
- Replaceable wire guides and blades for maximum flexibility
- Controls strip length accurately from 3.175 mm / .125 in. min. to 16mm / .630 in. max.
- Individual adjustable strip lengths for each port
- Eliminates repetitive motion disorders
- The drawer allows easy access for maintenance and recommended daily cleaning using compressed air to remove slugs



STRIPMASTER® 950

Description	Cat. No.
Stripmaster® with individually adjustable strip lengths per stripping hole*	45-950
Stripmaster® with permanent gripper assembly installed	45-954

*5 ft./1.5 m. of wire for each wire stripping hole must be supplied at time of order.

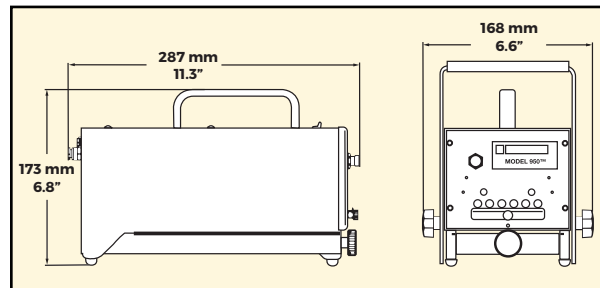
Description	Cat. No.
Standard blade and bushings	Consult Factory
Air filter/regulator	45-906
Permanent Gripper Assembly	45-950-4
220V, 50Hz Transformer	45-951
Hex Key Set	691.020
12V Adapter (transformer)	K-7156

TECHNICAL DATA

Strip Lengths:	Minimum: 3 mm / .125 in. Maximum: 16mm / .630 in.
Capacities:	Minimum: 0.05mm ² / 30 AWG Maximum: 6.0mm ² / 10 AWG
Voltage:	12V required for operation. 120V/60Hz transformer supplied as standard. For 220V/50Hz application, order 45-951 transformer.
Air Pressure:	65 PSI max.
Air Filter	Recommended, but not required.
Blade Type:	Heat treated steel knife or die type blades are available.
Guide Bushings:	Precision molded and machined Delrin®.
Dimensions:	Width: 168 mm / 6.6 in. Depth: 287 mm / 11.3 in. Height: 173 mm / 6.8 in.
Weight:	5.9 kgs / 13 lbs.
Warranty:	Machine - 90-day warranty

Delrin® is a registered trademark of Dupont de Nemours, inc.

DIMENSIONAL INFORMATION



PRODUCTION RATES

Production Conditions	Pieces/Hour	Hours/100 Pcs.
Short Strip 3mm / 1/8 in.	2,200-3,000	.033-.040
Medium Strip 6mm / 1/4 in.	2,000-2,200	.046-.056
Long Strip 13mm / 1/2 in.	1,500-1,700	.059-.067

PNEUMATIC WIRE STRIPPERS

- Hand-held pneumatic powered wire strippers for various single wire conductors
- Interchangeable blade offers versatility using either the Custom Stripmaster® Die-Type blade series for Mil-Spec wire stripping applications or the standard Stripmaster® Knife-Type blade series for general purpose wire stripping
- Rotating stripping head for ease of left-hand or right-hand operation
- Adjustable speed control allows the operator to regulate the speed of the stripping operation
- In-line stripping reduces potential blade contact with conductors

STANDARD PNEUMATIC WIRE STRIPPER

- Uses Custom Stripmaster® and standard Stripmaster® 16-30 AWG blades.
- Blades sold separately.
- Refer to specification charts for Stripmaster® and Custom Stripmaster® blade selection.
- For Mil-Spec blades not referenced in this catalog, refer to the Aerospace Catalog or take advantage of our free Applications Engineering service for wire evaluation.



Description	Part No.
Standard Pneumatic Wire Stripper	45-2530

HEAVY-DUTY PNEUMATIC WIRE STRIPPER

- Uses Custom Stripmaster® and standard Stripmaster® 10-30 AWG blades.
- Blades sold separately.
- Refer to specification charts for Stripmaster® and Custom Stripmaster® blade selection.
- For Mil-Spec blades not referenced in this catalog, refer to the Aerospace Catalog or take advantage of our free Applications Engineering service for wire evaluation.



Description	Part No.
Heavy-Duty Pneumatic Wire Stripper	45-650

TECHNICAL DATA

Technical Information		45-2530	45-600	45-650
Strip Lengths	Min.:	1/8 in.		
	Max.:	1/2 in.		
Dimensions	Length:	6-5/8 in.	7-7/8 in.	8-7/8 in.
	Width:	2 in. dia.	1-1/2 in. dia.	1-7/8 in. dia.
	Height:	2-5/8 in.	2-1/2 in.	2-5/8 in.
	Weight:	1.75 lb.	1.65 lb.	2.32 lb.
Air Requirements (5CFM/Cycle)		.002	.002	.004
PSI Requirements		80-120 PSI	80-120 PSI	95-120 PSI
Air Hose Length		9 ft.		
Warranty		90-Day Warranty		

LITE PNEUMATIC WIRE STRIPPER

- Uses Custom Stripmaster® Lite and standard Stripmaster® Lite 16-30 AWG blades.
- Blades sold separately.
- Refer to specification charts for Stripmaster® Lite and Custom Stripmaster® Lite blade selection.
- For Mil-Spec blades not referenced in this catalog, refer to the Aerospace Catalog or take advantage of our free Applications Engineering service for wire evaluation.



Description	Part No.
Lite Pneumatic Wire Stripper	45-600

ACCESSORIES

Description	Part No.
Wire Stop (45-2530 & 45-650)	L-5270
Wire Stop (45-600)	LB-1195
Air Regulator (45-2530, 45-650 & 45-600)	45-906



Rotating Stripping Head

PNEUMATIC WIRE STRIPPERS



RINGER™ SHIELDED CABLE STRIPPERS



RINGER™ SHIELDED CABLE STRIPPERS

Precision stripping for most non-round shielded cable and other outer cable jackets, including extruded PTFE insulations.

- Spring loaded cutting head holds cable with consistently accurate tension, removing any need for adjustment.
- V-notch jaw automatically positions and holds cable, increasing cutting accuracy.
- Fixed blades are sized to insulation thickness, preventing inaccurate cuts, and 17-4 stainless steel construction assures long life.
- Wire guide roller maintains stripping head alignment, producing a square, clean cut.
- Not recommended for layered wrapped cable constructions.
- 90-day warranty on tools and blades




45-400
For cable diameters up to 3mm (0.12"). Blades sold separately - see list on next page

45-401
For cable diameters from 3mm (0.12") to 5.5 mm (0.22") with 5 Mil insulation thickness, including Kapton®. Comes with K-6492 blade

45-402
For cable diameters from 3mm (0.12") to 5.5 mm (0.22") with 8-10 Mil insulation thickness, including Kynar®. Comes with K-6493 blade

45-403
For cable diameters from 3mm (0.12") to 5.5 mm (0.22"). Blades sold separately - see list on next page

45-404
With "deep-V" for larger cable diameters up to 7.6mm (0.30")
Blades sold separately - see list on next page




Kapton® is a registered trademark of E.I. duPont de Nemours and Company. Kynar® is a registered trademark of Penwall.

STRIPPING APPLICATIONS

SCORE CUT




Rotate tool down and away from you. Only 2 or 3 revolutions are usually required to score insulation.



Remove tool and bend cable at high spots on score line, breaking insulation loose.

AXIAL CUT



Use front blade (sold separately). Blade can be used for making length-wise cut or to remove long insulation slugs. Place cable in front notch, press tool head together and pull tool through end of cable, flex along cut line.



Use IDEAL Gripper™ Slug Remover (sold separately) to grasp slug and pull.

BLADES

- For use with any Ringer™ shielded cable stripper.
- Select blade with cutting depth less than insulation thickness.
- Contact IDEAL 800-435-0705 for FREE Application Engineering Service, blade selection or special stripping requests.



Cutting Depth mm/in.	Cat. No.
0.076mm / .0030 in.	K-6491
0.112mm / .0044 in.	K-6492
0.127mm / .0050 in.	45-2780-1
0.137mm / .0054 in.	45-2777-1
0.152mm / .0060 in.	K-6493
0.178mm / .0070 in.	K-6494

Cutting Depth mm/in.	Cat. No.
0.203mm / .0080 in.	K-6495
0.229mm / .0090 in.	K-6496
0.254mm / .0100 in.	K-6497
0.279mm / .0110 in.	K-6498
0.305mm / .0120 in.	K-6499
0.330mm / .0130 in.	K-6500

Cutting Depth mm/in.	Cat. No.
0.356mm / .0140 in.	K-6501
0.406mm / .0160 in.	K-6502
0.457mm / .0180 in.	K-6503
0.508mm / .0200 in.	K-6504
0.559mm / .0220 in.	K-6505
0.635mm / .0250 in.	45-2108-1

WIRE STOPS

- Provides uniform stripping length



Description	Cat. No.
9.5mm to 63.5 mm / 3/8 in. to 2-1/2 in.	LB-825
63.5mm to 127mm / 2-1/2 in. to 5 in.	LB-840

IDEAL GRIPPER® SLUG REMOVER



Description	Cat. No.
Slug Remover	45-333

STRIPMASTER® & STRIPMASTER® LITE WIRE STRIPPERS





STRIPMASTER® WIRE STRIPPERS

The versatile Stripmaster® Wire Strippers are the standard of the industry. They incorporate a gripper that firmly holds the wire in a center line position with the stripping hole. The lever action of the stripper offers a mechanical advantage that makes stripping easier. This aids in production applications and reduces operator fatigue. One squeeze strips the wire clean, up to a full 22 mm / 7/8 in. The jaws are automatically held open to allow removal of the wire without damaging its end. This stripper virtually eliminates all nicking, cutting or fraying on non-precision wire.

- One step stripping enhances productivity
- Precision ground, knife type blades provide clean, accurate stripping
- Sturdy die cast zinc frame provides long term durability
- 90 day warranty



STRIPMASTER® WIRE STRIPPERS AND KNIFE TYPE BLADES

Specifications – Stripping Holes offered													Replacement Blades (Pair) Cat. No.	Replacement Frame Cat. No.	Tool w/Blades Cat. No.
Wire Size AWG															
6	8	10	12	14	16	18	20	22	24	26	28	30			
	♦	♦	♦										L-4419	L-5620	45-090
		♦	♦	♦	♦	♦							L-4420	L-5620	45-091
			♦	♦	♦	♦	♦	♦					L-4421	L-5620	45-092 or 45-292-341*
				♦	♦	♦	♦	♦					L-4422	L-5620	45-093
♦	♦												L-4453		45-096
					♦	♦	♦	♦	♦	♦			L-4994	L-5620	45-097
							♦	♦	♦	♦	♦	♦	L-5361	L-5620	45-098
	♦	♦			♦	♦							L-8763	L-5620	45-099

*Blister Card IDEAL Stripmaster Wire Strippers packed with instructions in English, German, French, Spanish, Italian and Swedish languages

STRIPMASTER® WIRE STRIPPERS AND KNIFE TYPE BLADES FOR METRIC WIRE

Specifications – Stripping Holes offered														Replacement Blades (Pair) Cat. No.	Replacement Frame Cat. No.	Tool w/Blades Cat. No.
Wire Size mm ²																
0.05	0.1	0.15	0.22	0.34	0.5	0.75	1	1.5	2.5	4	6	8	10			
												♦	♦	L-4419M	LA-2358	45-090-341
						♦	♦	♦	♦	♦	♦			L-4421M	LA-2358	45-092-341 or 45-292-341*
♦	♦	♦	♦	♦	♦									L-5361M	LA-2358	45-098-341

*Blister Card

OPTIONAL ACCESSORIES

- Wire Stop provides uniform stripping length, range from 2.4 to 19 mm - 3/32" to 3/4"



Description	Cat. No.
Transparent Adjustable Wire Stop (for Stripmaster® Wire Strippers)	L-5270
Transparent Adjustable Wire Stop (for Metric Stripmaster® Wire Strippers)	45-2019

REPLACEMENT PARTS

Description	Cat. No.
Replacement Frame for Stripmaster® Wire Strippers	L-5620
Replacement Moveable Gripper for Stripmaster® Wire Strippers	K-1953

Description	Dimensions in in.	Weight in lbs.
Tool	6.78 x 4.9 x 6.5	0.8
Packaging	7.6 x 8.0 x 1.5	0.9

CHECK OUT CALIBRATION PROCEDURES ON PAGE 20 AND MAINTENANCE KIT ON PAGE 22

STRIPMASTER® LITE WIRE STRIPPERS

The versatile Stripmaster® Wire Strippers are the standard of the industry. They incorporate a gripper that firmly holds the wire in a center line position with the stripping hole. The lever action of the stripper offers a mechanical advantage that makes stripping easy. This aids in production applications and reduces operator fatigue. One squeeze strips the wire clean, up to a full 22 mm / 7/8 in. The jaws are automatically held open to allow removal of the wire without damaging its end. This stripper virtually eliminates all nicking, cutting or fraying on non-precision wire.

- One step stripping enhances productivity
- Precision ground, knife type blades provide clean, accurate stripping
- Sturdy die cast zinc frame provides long term durability
- Stripmaster® Lite designed for smaller hands - 3/4 the size of the standard Stripmaster®
- 90 day warranty



STRIPMASTER® WIRE STRIPPERS AND KNIFE TYPE BLADES

Specifications – Stripping Holes offered										Replacement Blades (Pair) Cat. No.	Replacement Frame Cat. No.	Tool w/Blades Cat. No.
Wire Size AWG												
12	14	16	18	20	22	24	26	28	30			
		♦	♦	♦	♦					LB-1001	LB-1421	45-671
						♦	♦	♦	♦	LB-1002		45-672
♦	♦	♦	♦	All stranded wire						LB-1003		45-673
♦	♦	♦	♦	12 & 14 Solid Wire, 16 & 18 Stranded Wire						LB-1004		45-674

STRIPMASTER® WIRE STRIPPERS AND KNIFE TYPE BLADES FOR METRIC WIRE

Specifications – Stripping Hole Diameter (mm)									Replacement Blades (Pair) Cat. No.	Replacement Frame Cat. No.	Tool w/Blade Cat. No.
Wire Size mm²											
0.05	0.1	0.15	0.22	0.34	0.5	0.75	1	1.5			
				♦	♦	♦	♦	♦	LB-1001M	H-2909	45-671-341
♦	♦	♦	♦						LB-1002M		45-672-341

OPTIONAL ACCESSORIES

- Wire Stop provides uniform stripping length, range = 3/32" to 3/4"



Description	Cat. No.
Transparent Adjustable Wire Stop (for Stripmaster® Lite Wire Strippers)	LB-1195

REPLACEMENT PARTS

Description	Cat. No.
Replacement Frame for Stripmaster® Lite Wire Strippers	LB-1421

Description	Dimensions in in.	Weight in lbs.
Tool	5.5 x 4.0 x 1.2	0.4
Packaging	7.6 x 3.0 x 1.5	0.5

CHECK OUT CALIBRATION PROCEDURES ON PAGE 20 AND MAINTENANCE KIT ON PAGE 22



WIRE CUTTERS & OTHER TOOLS



V-NOTCH WIRE CUTTER

- V-Notch area reduces force required to cut
- Light weight compact design
- High visibility handles for avoiding F.O.D
- Cushioned-grip
- Full bypass shear cutter
- Spring loaded
- Provides precision wire cutting and trimming
- Preserves wire symmetry

Description	Cat. No.
V-Notch Cutter	45-353



T[®]-CUTTER LITE WIRE CUTTER

- Knife type blade provides a shear-type cut
- Lightweight, compact design
- Perfect for copper and aluminum wire



Description	Cat. No.
T [®] -Cutter Lite Wire Cutter	45-260

T[®]-CUTTER WIRE CUTTER

- Hardened steel, sheer-type blades
- Spring loaded automatic opening
- Convenient plier nose for extra gripping strength
- Corrosion-resistant, black oxide finish
- Locking tab keeps spring in place



Description	Cat. No.
T [®] -Cutter Wire Cutter	45-123



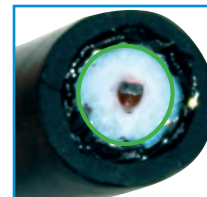
DATA T[®]-CUTTER

- The curved blades minimize cable deformation, which helps keep the cable impedance (Ω) consistent during connector to cable termination, and allows cable stripping tools to work more efficiently and accurately
- Cuts multi-pair cable up to 12.7 mm / 0.500 in. and coaxial cable up to RG-9/U
- Blade cutting capabilities suitable for soft cable (not ACSR)
- Steel reinforced center conductors can be trimmed with bolt cutting holes
- Spring loaded handles require less effort for repeated cutting
- Locking latch keeps tool closed in pouch to protect blade edges



Description	Cat. No.
Data T [®] -Cutter	45-074

Good round dielectric



Bad oval dielectric





MINILITE-STRIP™ OPTICAL FIBER STRIPPER

- Small strip notch engineered and precision ground to strip 900 micron or 250 micron buffer coatings from 125 micron fiber
- Larger round strip notch machined to remove the 3mm outer jacket
- Strip notches pre-set and locked, no field adjustment necessary



Description	Cat. No.
MiniLite-Strip™ Optical Fiber Stripper	45-352

REFLEX™ PREMIUM T®-STRIPPER WIRE STRIPPERS

- Ergonomic design for maximum comfort
- Curved handles reduce wrist fatigue
- Sleeves that extend to stripping head to cushion thumb and fingers
- Textured, no slip sleeves provide a sure, easy grip



Description	Solid	Stranded	Cat. No.
Reflex™ Premium T®-Stripper Wire Stripper	10-18 AWG	12-20 AWG	45-415
	14-24 AWG	16-26 AWG	45-416
	6-14 AWG	8-16AWG	45-418
Reflex™ Premium T®-Stripper – Metric	0.5mm ² -4.0mm ²		45-425-341


T®-STRIPPER WIRE STRIPPERS

- Form ground, knife type blades for accurate, easy stripping without nicking insulation
- Built-in wire cutter and looping holes
- Convenient plier nose for extra gripping strength
- Laser-etched wire gauge for easy-to-read visibility
- Spring loaded automatic opening
- Corrosion-resistant, black oxide finish
- Tough steel construction



Description	Solid	Stranded	Cat. No.
T®-Stripper Wire Stripper – Metric	0.75-6.0mm ²		45-120-341
T®-Stripper Wire Stripper – Metric	0.5-4.0mm ²		45-125-341

ADJUSTABLE BLADE STRIPPERS



- Four models cover cable diameters up to 9/16 in.
- All models include two adjustable depth blades and one adjustable slitting blade
- Common uses are for fibre jackets, mini-coax prep, twisted pair cables and other speciality copper cables where standard stripping products are not available
- Replacement blades available for all models

Description	Typical RG Cables	Replacement Blade*	Cat. No.
Cable Stripper, up to 1/8 in. (3.2mm) O.D (Gray)	RG-174, RG-187	L-9225	45-162
Cable Stripper, 1/8 in. (3.2mm) to 7/32 in. (5.56mm) O.D. (Blue)	Mini Coax RG-58,CB	L-9225	45-163
Big Blue Cable Stripper, 1/4 in. (6.4mm) to 9/16 in. (14.3mm) O.D. (Blue)	RG-11, RG-8	L-9226	45-164
Cable Stripper, 3/16 in. (4.8mm) to 5/16 in. (8mm) O.D. (Black)	RG-59/6, UTP Cable	L-9225	45-165

*A set of blades consists of three straight blades and one round blade.

IDEAL GRIPPER™ SLUG REMOVER



Description	Cat. No.
Slug Remover	45-333

FREE APPLICATION ENGINEERING SERVICE

Whatever your particular wire or cable preparation challenge, we're ready to assist you with practical solutions. Simply send us at least five feet of your wire or cable and complete the questionnaire below. Copy this form and mail to:

IDEAL INDUSTRIES, INC.
Precision Tool Lab
Attn: Wire Stripping Applications Analysis
1800 S. Prairie Drive; Sycamore, Illinois 60178

We'll quickly recommend a practical stripping or cutting solution designed to meet your needs. Remember, this is a free service that we're eager to provide whenever you need it.

For immediate assistance, call our Industrial Support Line at 800-324-9571 or e-mail industrial@idealindustries.com.

Wire Stripping Recommendations

Completion of this information is a request for recommended tools or equipment only and does not place the individual or the company inquiring under any obligation to purchase. This is a free service of IDEAL INDUSTRIES, INC., Sycamore, Illinois.

Please enclose at least **five feet of your wire or cable** and answer the following questions to expedite a reply for your particular application.

1. Method Preference:

- A. Hand Type
- B. Production Strippers
 - 1. 45-950 Stripmaster® Model 950 Wire Stripper

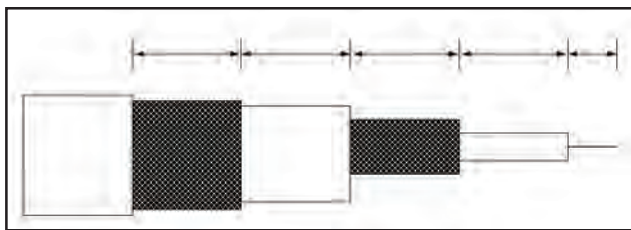
2. Stripping Tolerance:

- A. Precision
- B. Non-Precision

3. Present Method: _____

4. Type of Insulation: _____

Triaxial Cable



Customer Information

Please enclose business card or complete the following:

Name _____

Title _____

Company _____

Street _____

City _____ State _____ Zip _____

Phone _____ Fax _____

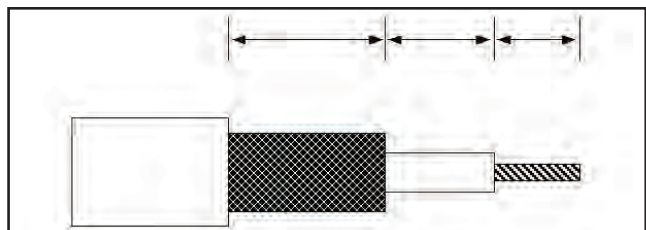
E-mail _____

5. Wire Gauge: _____

6. MIL-Spec: _____

7. Number of Strips per Day: _____

Coax Cable



5. Remarks: _____



IDEAL INDUSTRIES, INC.

IDEAL INDUSTRIES, INC.

1800 S. Prairie Drive, Sycamore, IL 60178, USA / 815-895-5181 · 800-435-0705 in USA

International offices:

Australia · Canada · China · India · Mexico · UK

For complete sales office contact information, visit us at:

idealind.com