

350761-4 ✓ ACTIVE

MATE-N-LOK | Universal MATE-N-LOK


TE Internal #: 350761-4

PCB Mount Header, Vertical, Wire-to-Board, 4 Position, 6.35 mm [.25 in] Centerline, Fully Shrouded, Pre-Tin, Universal MATE-N-LOK

[View on TE.com >](#)



Connectors > PCB Connectors > PCB Headers & Receptacles



PCB Connector Assembly Type: **PCB Mount Header**

PCB Mount Orientation: **Vertical**

Connector System: **Wire-to-Board**

Number of Positions: **4**

Number of Rows: **1**

## Features

### Electrical Characteristics

Operating Voltage	600 VAC
-------------------	---------

### Dimensions

Connector Width	7.62 mm[.3 in]
PCB Thickness (Recommended)	1.57 mm[.062 in]
Connector Height	13.97 mm[.55 in]
Connector Length	26.67 mm[1.05 in]
Profile Height from PCB	14.73 mm[.58 in]

### Packaging Features

Packaging Quantity	100
Packaging Method	Bag

### Industry Standards

Compatible With Agency/Standards Products	UL, VDE, CSA
UL Rating	Recognized
Compatible With Approved Standards Products	UL E28476



Glow Wire Rating	Standard Part - Not Glow Wire
------------------	-------------------------------

UL Flammability Rating	UL 94V-2
------------------------	----------

### Usage Conditions

Operating Temperature (Max)	105 °C[221 °F]
-----------------------------	----------------

Operating Temperature Range	-40 – 105 °C[-40 – 221 °F]
-----------------------------	----------------------------

### Operation/Application

Shielded	No
----------	----

Circuit Application	Power
---------------------	-------

### Mechanical Attachment

Panel Mount Feature	Without
---------------------	---------

Mating Retention Type	Locking Tab
-----------------------	-------------

Mating Retention	With
------------------	------

Mating Alignment Type	Polarization
-----------------------	--------------

PCB Mount Retention	Without
---------------------	---------

PCB Mount Alignment	Without
---------------------	---------

Connector Mounting Type	Board Mount
-------------------------	-------------

Mating Alignment	With
------------------	------

### Termination Features

Termination Post & Tail Diameter	1.57 mm[.062 in]
----------------------------------	------------------

Termination Post & Tail Length	3.56 mm[.14 in]
--------------------------------	-----------------

Termination Method to PCB	Through Hole - Solder
---------------------------	-----------------------

### Contact Features

Contact Underplating Material	Nickel
-------------------------------	--------

Contact Underplating Material Thickness	1.27 – 1.79 µm[50 – 70 µin]
-----------------------------------------	-----------------------------

Contact Size	2.95mm
--------------	--------

Contact Mating Area Plating Material Thickness	3.81 – 5.08 µm[150 – 200 µin]
------------------------------------------------	-------------------------------

PCB Contact Termination Area Plating Material Thickness	3.81 – 5.08 µm[150 – 200 µin]
---------------------------------------------------------	-------------------------------

Contact Shape & Form	Round
----------------------	-------

Contact Layout	Inline
----------------	--------

Contact Base Material	Phosphor Bronze
-----------------------	-----------------

PCB Contact Termination Area Plating Material	Pre-Tin
-----------------------------------------------	---------

Contact Mating Area Plating Material	Pre-Tin
--------------------------------------	---------



Contact Type	Socket
Contact Current Rating (Max)	12 A

### Housing Features

Mating Entry Location	Top
Housing Material	Nylon
Centerline (Pitch)	6.35 mm [.25 in]

### Configuration Features

Number of Columns	4
Number of Loaded Positions	4
Number of Power Positions	4
Connector Contact Load Condition	Fully Loaded
PCB Mount Orientation	Vertical
Number of Positions	4
Number of Rows	1

### Product Type Features

Mixed & Hybrid Header	No
Connector Shape	Rectangular
PCB Connector Assembly Type	PCB Mount Header
Connector System	Wire-to-Board
Header Type	Fully Shrouded
Sealable	No
Connector & Contact Terminates To	Printed Circuit Board

### Body Features

Primary Product Color	Natural
-----------------------	---------

### Other

EU RoHS Compliance	Compliant
EU ELV Compliance	Compliant

### Product Compliance

[For compliance documentation, visit the product page on TE.com>](#)

EU RoHS Directive 2011/65/EU	Compliant
EU ELV Directive 2000/53/EC	Compliant











China RoHS 2 Directive MIIT Order No 32, 2016	No Restricted Materials Above Threshold
EU REACH Regulation (EC) No. 1907/2006	Current ECHA Candidate List: JUNE 2024 (241) Candidate List Declared Against: JUNE 2024 (241) Does not contain REACH SVHC
Halogen Content	Low Halogen - Br, Cl, F, I < 900 ppm per homogenous material. Also BFR/CFR/PVC Free
Solder Process Capability	Wave solder capable to 265°C

Product Compliance Disclaimer


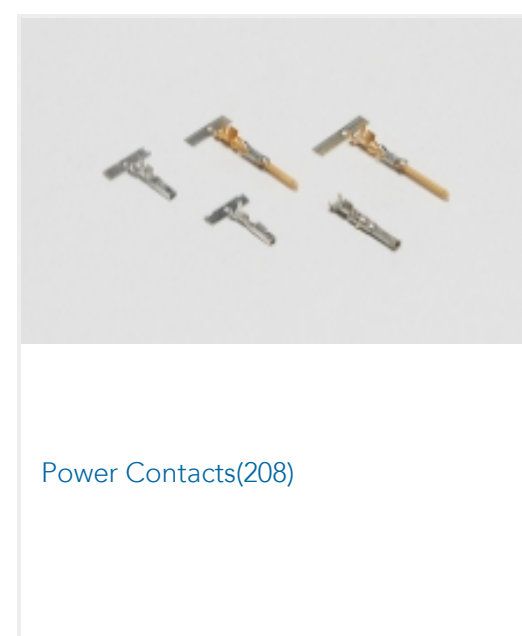
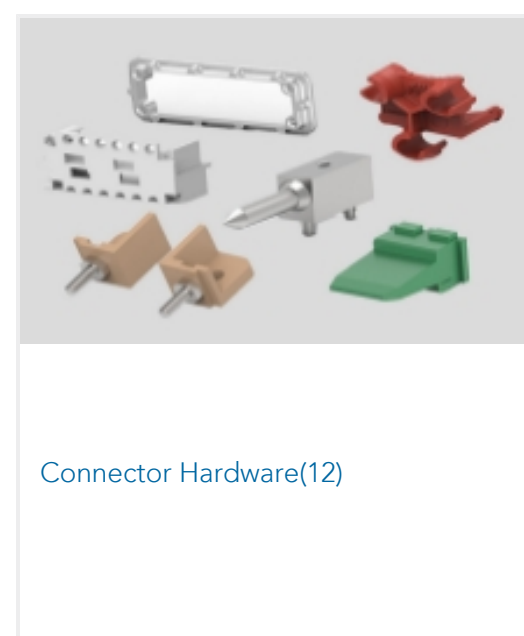
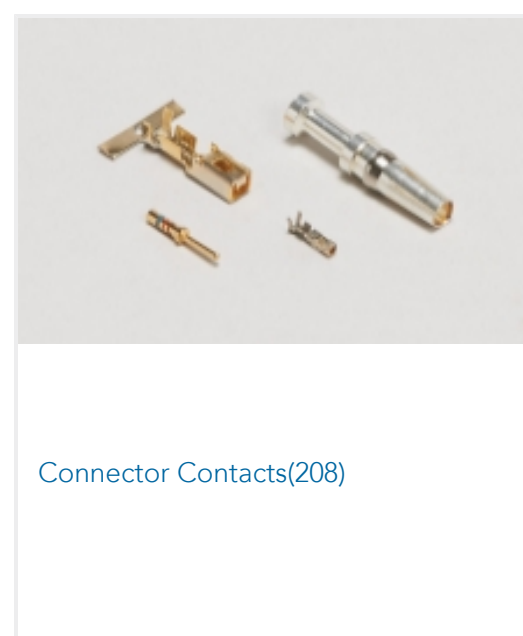

This information is provided based on reasonable inquiry of our suppliers and represents our current actual knowledge based on the information they provided. This information is subject to change. The part numbers that TE has identified as EU RoHS compliant have a maximum concentration of 0.1% by weight in homogenous materials for lead, hexavalent chromium, mercury, PBB, PBDE, DBP, BBP, DEHP, DIBP, and 0.01% for cadmium, or qualify for an exemption to these limits as defined in the Annexes of Directive 2011/65/EU (RoHS2). Finished electrical and electronic equipment products will be CE marked as required by Directive 2011/65/EU. Components may not be CE marked. Additionally, the part numbers that TE has identified as EU ELV compliant have a maximum concentration of 0.1% by weight in homogenous materials for lead, hexavalent chromium, and mercury, and 0.01% for cadmium, or qualify for an exemption to these limits as defined in the Annexes of Directive 2000/53/EC (ELV). Regarding the REACH Regulation, the information TE provides on SVHC in articles for this part number is based on the latest European Chemicals Agency (ECHA) 'Guidance on requirements for substances in articles' posted at this URL: <https://echa.europa.eu/guidance-documents/guidance-on-reach>

## Compatible Parts

 <p>TE Part # 1586872-1 04P UMNL HDR ASSY, GW</p>	 <p>TE Part # 641775-1 04P UMNL STR/REL &amp; INSRT NATL</p>	 <p>TE Part # 1-350589-0 STR/REL CLAMP NATL</p>	 <p>TE Part # 641968-4 4P UMNL PIN HDR POL VO, AU, LF</p>
 <p>TE Part # 641775-2 04P UMNL STR/REL NATL</p>	 <p>TE Part # 641968-3 04P UMNL PIN HDR ASSY POL 94VO</p>	 <p>TE Part # 641776-2 04P UMNL STR/REL</p>	 <p>TE Part # 6-641968-1 4P UMNL PIN HDR ASS POL VO BLU</p>



Also in the Series | **Universal MATE-N-LOK**



Customers Also Bought



## Documents

### Product Drawings

[04P UMNL HDR ASSY PC](#)

English

### CAD Files

[3D PDF](#)

3D

Customer View Model

[ENG\\_CVM\\_CVM\\_350761-4\\_T.2d\\_dxf.zip](#)

English

Customer View Model

[ENG\\_CVM\\_CVM\\_350761-4\\_T.3d\\_igs.zip](#)

English

Customer View Model

[ENG\\_CVM\\_CVM\\_350761-4\\_T.3d\\_stp.zip](#)

English

[3D PDF](#)

English



**Customer View Model**

[ENG\\_CVM\\_350761-4\\_N.2d\\_dxf.zip](#)

English

**Customer View Model**

[ENG\\_CVM\\_350761-4\\_N.3d\\_igs.zip](#)

English

**Customer View Model**

[ENG\\_CVM\\_350761-4\\_N.3d\\_stp.zip](#)

English

By downloading the CAD file I accept and agree to the [Terms and Conditions](#) of use.

---

**Datasheets & Catalog Pages**

[SOFT\\_SHELL\\_PIN\\_SOCKET\\_CONNECTORS\\_STANDARD\\_DENSITY](#)

English

---

**Product Specifications**

[Application Specification](#)

English

---

**Instruction Sheets**

[Instruction Sheet \(U.S.\)](#)

English

---

**Agency Approvals**

[VDE Certificate](#)

English

[VDE Certificate](#)

English