

8-968973-2 ✓ ACTIVE

AMP | AMP MCP Connector System, AMP MCP 2.8


TE Internal #: 8-968973-2

Housing for Female Terminals, Wire-to-Board / Wire-to-Wire, 15 Position, 5 mm [.197 in] Centerline, Gray, Wire & Cable, Hybrid

[View on TE.com >](#)



Connectors > Automotive Connectors > Automotive Housings > AMP Unsealed Connector Housing



Connector System: **Wire-to-Board, Wire-to-Wire**

Number of Positions: **15**

Connector & Housing Type: **Housing for Female Terminals**

Centerline (Pitch): **5 mm [.197 in]**

Sealable: **No**

[All AMP Unsealed Connector Housing \(110\)](#)

Features

Product Type Features

Connector System	Wire-to-Board, Wire-to-Wire
Connector & Housing Type	Housing for Female Terminals
Sealable	No
Connector & Contact Terminates To	Wire & Cable
Primary Locking Feature	On the Terminal
Mixed & Hybrid Connector	No
Connector Shape	Rectangular

Configuration Features

Number of Positions	15
Number of Rows	3

Housing Features

Centerline (Pitch)	5 mm [.197 in]
Housing Material	PBT GF

Contact Features

Mating Tab Width	2.8 mm [.11 in]
Contact Size	2.8mm
Contact Type	Receptacle



Body Features

Primary Product Color	Gray
Connector & Keying Code	A
Cable Exit Angle	180°

Mechanical Attachment

Connector Mounting Type	Cable Mount (Free-Hanging)
Strain Relief	Without
Terminal Position Assurance	Yes
Mating Alignment Type	Keyed
Mating Alignment	With

Usage Conditions

Operating Temperature (Max)	120 °C[248 °F]
Operating Temperature Range	-40 – 120 °C[-40 – 248 °F]

Electrical Characteristics

Nominal Voltage Architecture	24 V, 12 V
Operating Voltage	28 VDC

Other

Connector Position Assurance Capable	No
EU RoHS Compliance	Compliant
EU ELV Compliance	Compliant
Serviceable	No

Dimensions

Row-to-Row Spacing	5.5 mm[.217 in]
Product Width	31 mm[1.22 in]
Product Length	31 mm[1.22 in]
Connector Height	24 mm[.945 in]

Packaging Features

Packaging Quantity	1200
Packaging Method	Carton

Product Compliance

[For compliance documentation, visit the product page on TE.com>](#)



EU RoHS Directive 2011/65/EU	Compliant
EU ELV Directive 2000/53/EC	Compliant
China RoHS 2 Directive MIIT Order No 32, 2016	No Restricted Materials Above Threshold
EU REACH Regulation (EC) No. 1907/2006	Current ECHA Candidate List: JUNE 2024 (241) Candidate List Declared Against: JUNE 2024 (241) Does not contain REACH SVHC
Halogen Content	Low Halogen - Br, Cl, F, I < 900 ppm per homogenous material. Also BFR/CFR/PVC Free
Solder Process Capability	Not applicable for solder process capability

Product Compliance Disclaimer

This information is provided based on reasonable inquiry of our suppliers and represents our current actual knowledge based on the information they provided. This information is subject to change. The part numbers that TE has identified as EU RoHS compliant have a maximum concentration of 0.1% by weight in homogenous materials for lead, hexavalent chromium, mercury, PBB, PBDE, DBP, BBP, DEHP, DIBP, and 0.01% for cadmium, or qualify for an exemption to these limits as defined in the Annexes of Directive 2011/65/EU (RoHS2). Finished electrical and electronic equipment products will be CE marked as required by Directive 2011/65/EU. Components may not be CE marked. Additionally, the part numbers that TE has identified as EU ELV compliant have a maximum concentration of 0.1% by weight in homogenous materials for lead, hexavalent chromium, and mercury, and 0.01% for cadmium, or qualify for an exemption to these limits as defined in the Annexes of Directive 2000/53/EC (ELV). Regarding the REACH Regulation, the information TE provides on SVHC in articles for this part number is based on the latest European Chemicals Agency (ECHA) 'Guidance on requirements for substances in articles' posted at this URL: <https://echa.europa.eu/guidance-documents/guidance-on-reach>

Compatible Parts



TE Part # CAT-T4827-CH8172
Timer Connector Housing




TE Part # CAT-LMPH9507
Low & Medium Power Header




TE Part # CAT-AM705-T273
AMP MCP, RECEPTACLE AND TAB


Also in the Series | AMP MCP Connector System




Automotive Connector Caps & Covers (24)



Automotive Connector Locks & Position Assurance(4)




Automotive Housings(265)




Automotive Terminals(11)




Connector Seals & Cavity Plugs(5)



Insertion & Extraction Tools(13)



Other Automotive Connector Accessories(2)




PCB Headers & Receptacles(32)


Also in the Series | AMP MCP 2.8




Automotive Connector Caps & Covers (1)



Automotive Connector Locks & Position Assurance(5)




Automotive Housings(162)




Automotive Terminals(53)




Connector Seals & Cavity Plugs(3)




Insertion & Extraction Tools(6)



Module Components(1)


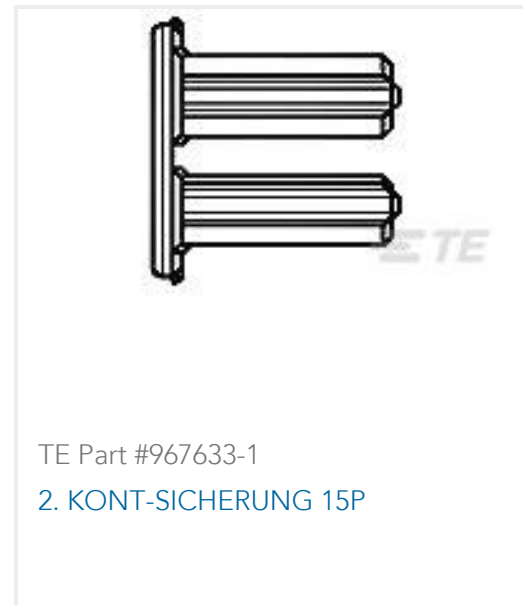


Other Automotive Connector Accessories(1)



PCB Headers & Receptacles(1)

Customers Also Bought



Documents

Product Drawings

MCP2.8 GEH ASSY 15P

English

MCP2.8 GEH ASSY 15P

English

CAD Files

3D PDF

3D

Customer View Model

[ENG_CVM_CVM_8-968973-2_F.2d_dxf.zip](#)

English

Customer View Model

[ENG_CVM_CVM_8-968973-2_F.3d_igs.zip](#)

English

Customer View Model

[ENG_CVM_CVM_8-968973-2_F.3d_stp.zip](#)

English

By downloading the CAD file I accept and agree to the [Terms and Conditions](#) of use.

Product Specifications

Application Specification

English