

SURFACE MOUNT

# RF Transformer

## TC8-1+

TC8-1X+  
Upgraded Version+

Mini-Circuits

50Ω 2 to 500 MHz

### FEATURES

- Wideband, 2 to 500 MHz
- Good return loss
- Plastic base with leads
- Aqueous washable



Generic photo used for illustration purposes only

CASE STYLE: AT224-1-A

#### +RoHS Compliant

The +Suffix identifies RoHS Compliance.  
See our website for methodologies and qualifications

### APPLICATIONS

- Push-pull amplifier
- Impedance matching

### ELECTRICAL SPECIFICATIONS AT 25°C

Parameter	Frequency (MHz)	Min.	Typ.	Max.	Unit
Impedance Ratio			8		Ohm
Frequency Range		2		500	MHz
Insertion Loss*	2-500		3.0		dB
	5-400		2.0		
	10-100		1.0		

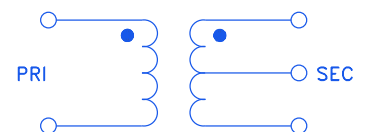
\* Insertion Loss is referenced to mid-band loss, 0.8 dB typ.

### ABSOLUTE MAXIMUM RATINGS

Parameter	Ratings
Operating Temperature	-20°C to 85°C
Storage Temperature	-55°C to 100°C
RF Power	0.25W
DC Current	30mA

Permanent damage may occur if any of these limits are exceeded.

### CONFIG. A



Mini-Circuits



**SURFACE MOUNT**

# RF Transformer

**TC8-1+**

Mini-Circuits

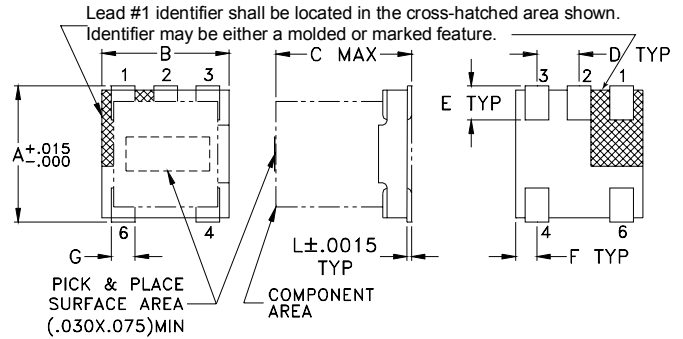
50Ω 2 to 500 MHz

### PIN CONNECTIONS

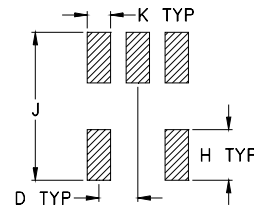
PRIMARY DOT	6
PRIMARY	4
SECONDARY DOT	3
SECONDARY	1
SECONDARY CT	2

**PRODUCT MARKING:** N/A

### OUTLINE DRAWING



### PCB Land Pattern



Suggested Layout,  
Tolerance to be within ±.002

### OUTLINE DIMENSIONS (Inch / mm)

A	B	C	D	E	F	G	H	J
.150	.150	.160	.050	.040	.025	.028	.065	.190
3.81	3.81	4.06	1.27	1.02	0.64	0.71	1.65	4.83

Weight: 0.15 grams

**TAPE & REEL INFORMATION: F17**



**SURFACE MOUNT** top hat  
**RF Transformer**

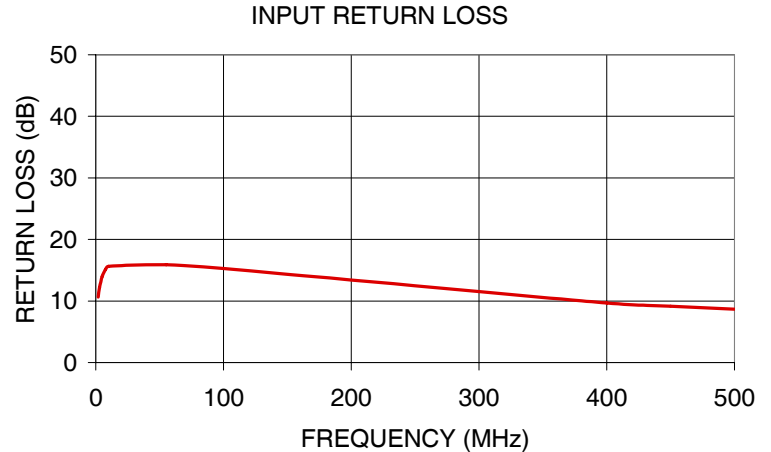
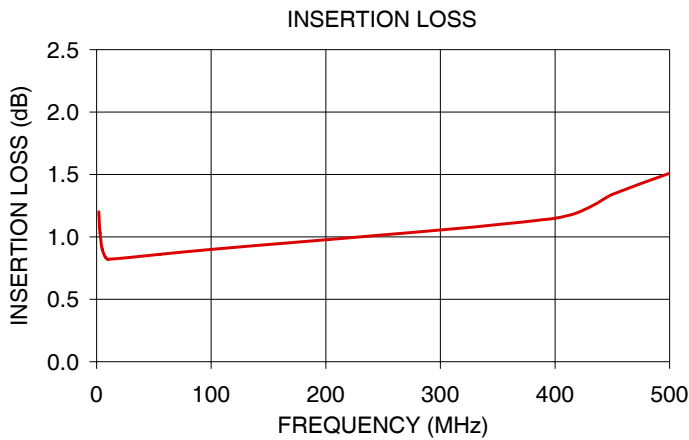
**TC8-1X+**

Mini-Circuits

50Ω 2 to 500 MHz

**TYPICAL PERFORMANCE DATA**

FREQUENCY (MHz)	INSERTION LOSS (dB)	INPUT R. LOSS (dB)
2.00	1.20	10.65
3.00	1.03	12.20
5.00	0.90	14.01
7.50	0.84	15.09
10.00	0.82	15.64
55.00	0.86	15.88
100.00	0.90	15.29
400.00	1.15	9.68
450.00	1.34	9.15
500.00	1.51	8.67



- NOTES**
- A. Performance and quality attributes and conditions not expressly stated in this specification document are intended to be excluded and do not form a part of this specification document.
  - B. Electrical specifications and performance data contained in this specification document are based on Mini-Circuit's applicable established test performance criteria and measurement instructions.
  - C. The parts covered by this specification document are subject to Mini-Circuits standard limited warranty and terms and conditions (collectively, "Standard Terms"); Purchasers of this part are entitled to the rights and benefits contained therein. For a full statement of the standard. Terms and the exclusive rights and remedies thereunder, please visit Mini-Circuits' website at [www.minicircuits.com/terms/viewterm.html](http://www.minicircuits.com/terms/viewterm.html)

