

2-1445057-2 ✓ ACTIVE

MATE-N-LOK | Micro MATE-N-LOK

TE Internal #: 2-1445057-2

PCB Mount Header, Right Angle, Wire-to-Board, 2 Position, 3 mm [.

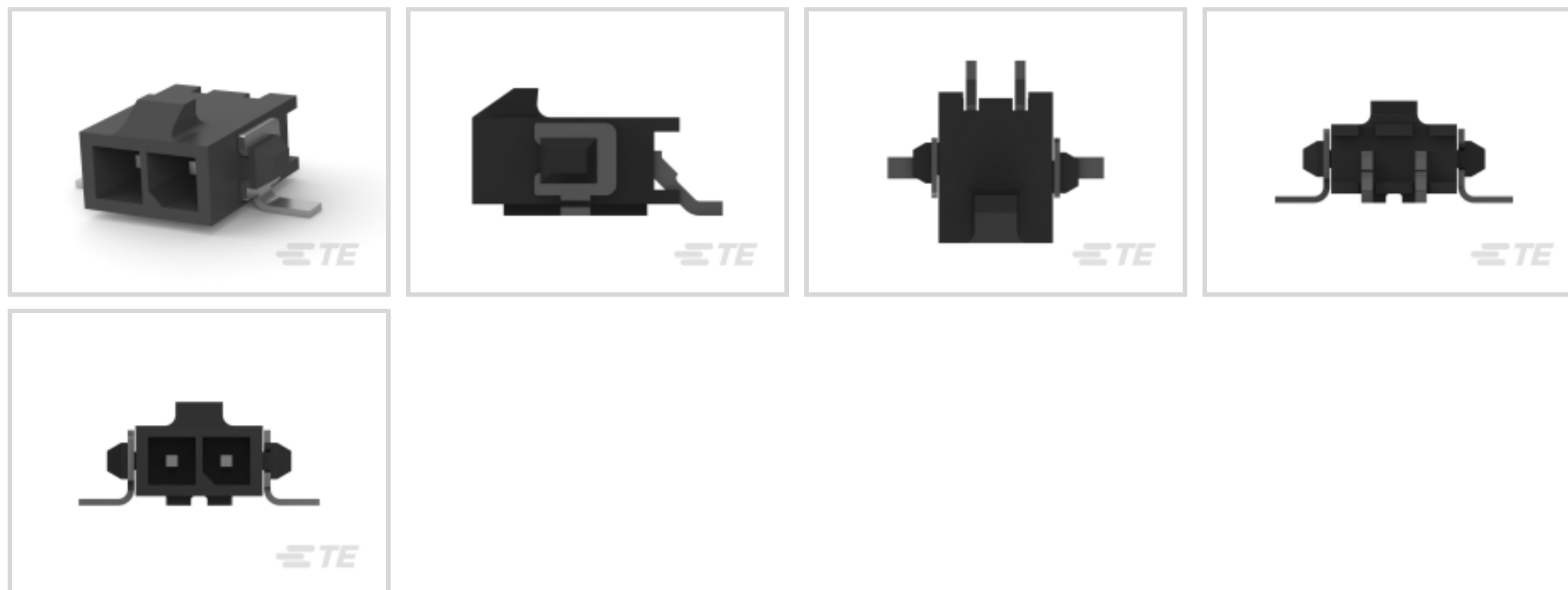
118 in] Centerline, Fully Shrouded, Tin, Surface Mount, Power,

Micro MATE-N-LOK

[View on TE.com >](#)



Connectors > PCB Connectors > PCB Headers & Receptacles



Connector System: **Wire-to-Board**

Number of Positions: **2**

Number of Rows: **1**

Centerline (Pitch): **3 mm [ .118 in ]**

PCB Mount Orientation: **Right Angle**

## Features

### Product Type Features

Mixed & Hybrid Header	No
Connector Shape	Rectangular
Connector System	Wire-to-Board
Header Type	Fully Shrouded
Sealable	No
Connector & Contact Terminates To	Printed Circuit Board
PCB Connector Assembly Type	PCB Mount Header

### Configuration Features

Number of Power Positions	2
Number of Columns	2
Number of Loaded Positions	2
Connector Contact Load Condition	Fully Loaded
Number of Positions	2
Number of Rows	1



PCB Mount Orientation	Right Angle
-----------------------	-------------

### Electrical Characteristics

Operating Voltage	250 VAC
-------------------	---------

### Body Features

PCB Retention Feature Material	Phosphor Bronze
--------------------------------	-----------------

PCB Retention Feature Plating Material	Tin
--	-----

Primary Product Color	Black
-----------------------	-------

### Contact Features

Contact Mating Area Length	4.15 mm [.163 in]
----------------------------	-------------------

Contact Size	.64mm
--------------	-------

Mating Square Post Dimension	.64 mm [.025 in]
------------------------------	------------------

PCB Contact Termination Area Plating Material Thickness	2.54 – 7.62 $\mu$ m [100 – 300 $\mu$ in]
---	--

Contact Layout	Inline
----------------	--------

Contact Underplating Material Thickness	1.27 – 2.54 $\mu$ m [50 – 100 $\mu$ in]
---	---

Contact Mating Area Plating Material Thickness	2.54 – 7.62 $\mu$ m [100 – 300 $\mu$ in]
--	--

PCB Contact Termination Area Plating Material Finish	Matte
--	-------

Contact Shape & Form	Square
----------------------	--------

Contact Mating Area Plating Material Finish	Matte
---	-------

Contact Underplating Material	Nickel
-------------------------------	--------

PCB Contact Termination Area Plating Material	Tin
---	-----

Contact Base Material	Brass
-----------------------	-------

Contact Mating Area Plating Material	Tin
--------------------------------------	-----

Contact Type	Tab
--------------	-----

Contact Current Rating (Max)	5 A
------------------------------	-----

### Termination Features

Square Termination Post & Tail Dimension	.64 mm [.025 in]
--	------------------

Termination Method to Printed Circuit Board	Surface Mount
---	---------------

### Mechanical Attachment

Mating Alignment Type	Polarization
-----------------------	--------------

Mating Retention	With
------------------	------

Panel Mount Feature	Without
---------------------	---------

PCB Mount Retention Type	Hold-Down
--------------------------	-----------



Mating Retention Type	Locking Tab
Connector Mounting Type	Board Mount
Mating Alignment	With
PCB Mount Alignment	Without
PCB Mount Retention	With

### Housing Features

Mating Entry Location	Side
Housing Material	High Temperature Nylon
Centerline (Pitch)	3 mm [.118 in]

### Dimensions

Connector Length	10 mm [.394 in]
Connector Height	3.86 mm [.152 in]
PCB Thickness (Recommended)	1.57 mm [.062 in]

### Usage Conditions

Operating Temperature (Max)	105 °C [221 °F]
Operating Temperature Range	-40 – 105 °C [-40 – 221 °F]

### Operation/Application

Circuit Application	Power
---------------------	-------

### Industry Standards

UL Rating	Recognized
Glow Wire Rating	GWT 750°C (Without Flame)
Compatible With Agency/Standards Products	CNR, USR
Compatible With Approved Standards Products	UL E28476
UL Flammability Rating	UL 94V-0

### Packaging Features

Packaging Quantity	215
Packaging Method	Tape

### Product Compliance

For compliance documentation, visit the product page on [TE.com](https://www.te.com)>

EU RoHS Directive 2011/65/EU	Compliant
EU ELV Directive 2000/53/EC	Compliant



China RoHS 2 Directive MIIT Order No 32, 2016	No Restricted Materials Above Threshold
EU REACH Regulation (EC) No. 1907/2006	Current ECHA Candidate List: JUNE 2024 (241) Candidate List Declared Against: JAN 2024 (240) Does not contain REACH SVHC
Halogen Content	Low Halogen - Br, Cl, F, I < 900 ppm per homogenous material. Also BFR/CFR/PVC Free
Solder Process Capability	Reflow solder capable to 260°C

Product Compliance Disclaimer

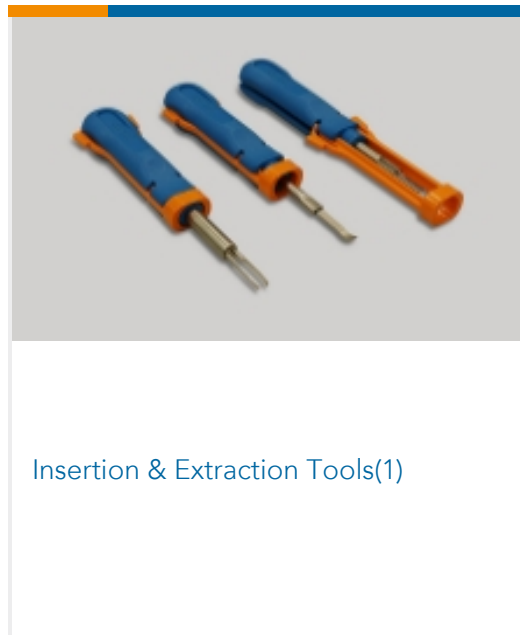

This information is provided based on reasonable inquiry of our suppliers and represents our current actual knowledge based on the information they provided. This information is subject to change. The part numbers that TE has identified as EU RoHS compliant have a maximum concentration of 0.1% by weight in homogenous materials for lead, hexavalent chromium, mercury, PBB, PBDE, DBP, BBP, DEHP, DIBP, and 0.01% for cadmium, or qualify for an exemption to these limits as defined in the Annexes of Directive 2011/65/EU (RoHS2). Finished electrical and electronic equipment products will be CE marked as required by Directive 2011/65/EU. Components may not be CE marked. Additionally, the part numbers that TE has identified as EU ELV compliant have a maximum concentration of 0.1% by weight in homogenous materials for lead, hexavalent chromium, and mercury, and 0.01% for cadmium, or qualify for an exemption to these limits as defined in the Annexes of Directive 2000/53/EC (ELV). Regarding the REACH Regulation, the information TE provides on SVHC in articles for this part number is based on the latest European Chemicals Agency (ECHA) 'Guidance on requirements for substances in articles' posted at this URL: <https://echa.europa.eu/guidance-documents/guidance-on-reach>

## Compatible Parts

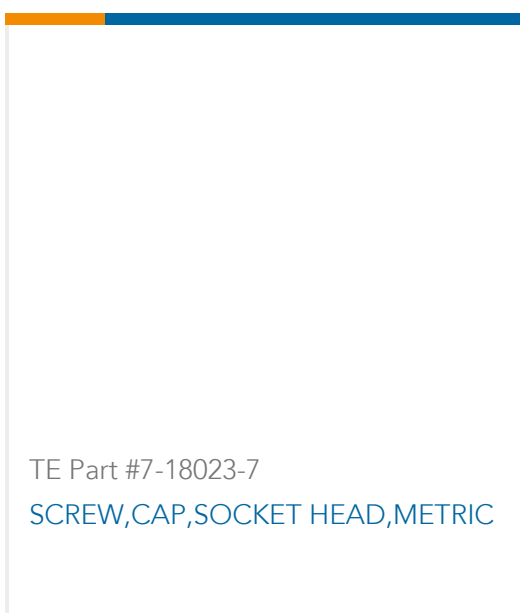
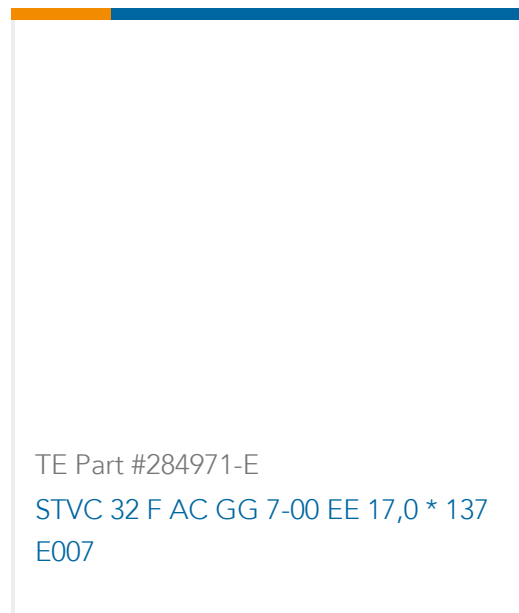
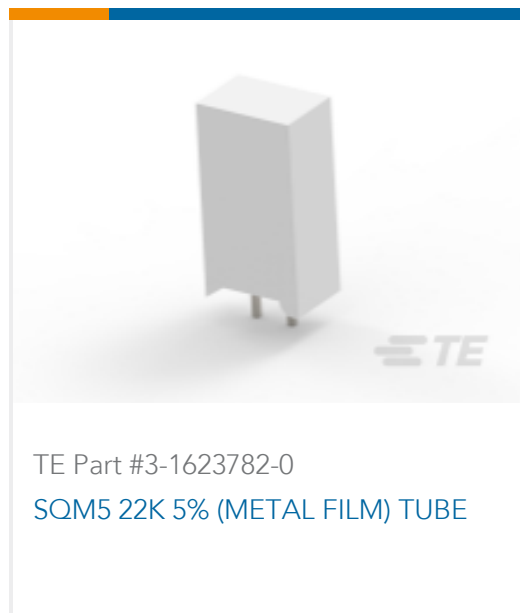
 <p>TE Part # 1445022-2 MICRO MNL RECEPT HSG SINGLE R</p>	 <p>TE Part # 2008571-2 2 POS MICRO MNL, TOP LATCH, BL</p>	 <p>TE Part # 2029047-2 2P MICRO MNL RCPT HSG SR SIDE</p>	 <p>TE Part # 2029102-2 2P MICRO MNL RCPT SR SIDE WHT</p>
 <p>TE Part # 2008570-2 2 POS MICRO MNL, SIDE LATCH, B</p>	 <p>TE Part # 1-2008570-2 2 POS MICRO MNL, SIDE LATCH, N</p>	 <p>TE Part # 1-2008571-2 2 POS MICRO MNL, TOP LATCH, NA</p>	 <p>TE Part # 1-2029030-2 2P MICRO MNL HDR ASY SR SIDE L</p>



### Also in the Series | Micro MATE-N-LOK



### Customers Also Bought







## Documents

### Product Drawings

[MICRO MNL HDR ASSY SINGLE ROW](#)

English

---

### CAD Files

Customer View Model

[ENG\\_CVM\\_CVM\\_2-1445057-2\\_D.2d\\_dxf.zip](#)

English

3D PDF

3D

Customer View Model

[ENG\\_CVM\\_CVM\\_2-1445057-2\\_D.3d\\_igs.zip](#)

English

Customer View Model

[ENG\\_CVM\\_CVM\\_2-1445057-2\\_D.3d\\_stp.zip](#)

English

By downloading the CAD file I accept and agree to the [Terms and Conditions](#) of use.

---

### Datasheets & Catalog Pages

[SOFT\\_SHELL\\_PIN\\_AND\\_SOCKET\\_CONNECTORS\\_CATALOG](#)

English

[MICRO MATE-N-LOK CONNECTOR SYSTEM](#)

English

---

### Product Specifications

[Application Specification](#)

English